

Canadian Domestic Homicide Prevention Initiative



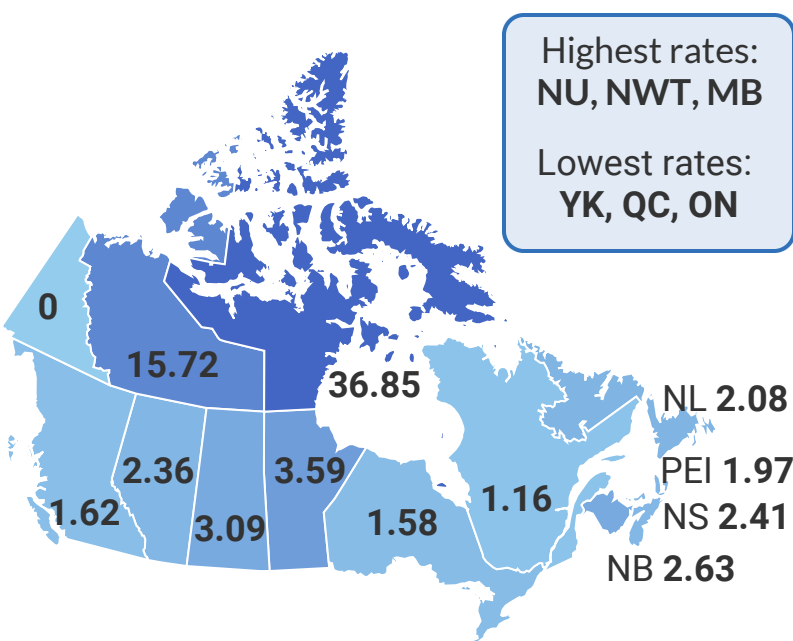
Promoting collaborative, cross-sectoral research to identify risk factors at multiple levels that may increase exposure to domestic violence and domestic homicide for specific populations.

TRENDS AND PATTERNS IN DOMESTIC HOMICIDES IN CANADA 2010-2018

662 victims of domestic homicides in Canada 2010-2018

RATES PER PROVINCE/TERRITORY

The number of domestic homicide victims killed in each jurisdiction per 100,000 of the total population (based on 2017 census population data).



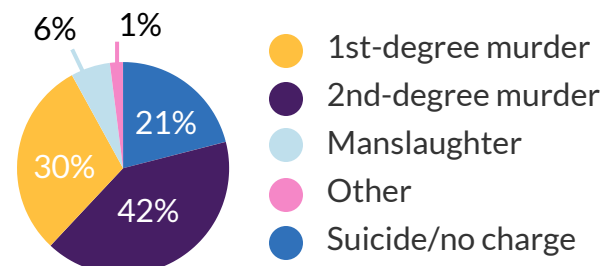
Highest rates:
NU, NWT, MB

Lowest rates:
YK, QC, ON

VICTIM-ACCUSED RELATIONSHIP

- 56% Current intimate relationship
- 24% Estranged intimate relationship
- 20% Others killed in the incident

CHARGES LAID

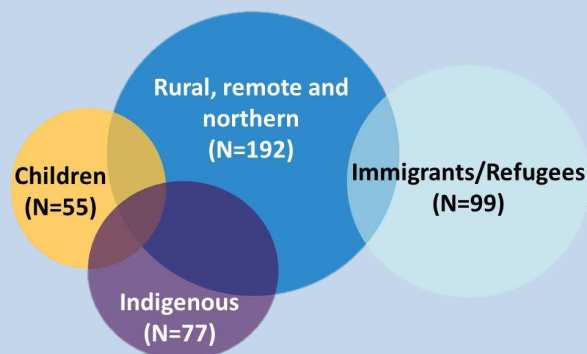


4 VULNERABLE POPULATIONS

343 victims belong to one or more of the vulnerable populations

Contributors:

- Historical oppression
- Lack of accessible resources
- Social isolation
- Language barriers



Based on the available information

This infographic is an update from the One Is Too Many interim report.
Read the full report at: <http://cdhpi.ca/sites/cdhpi.ca/files/CDHPI-REPORTRV.pdf>